


KPF junction box



product description

This polyester junction box is available in 4 versions:

- Junction box KPF-4 to connect 4 load cells in parallel.
- Junction box KPF-6 to connect 6 load cells in parallel.
- Junction box KPF-8 to connect 8 load cells in parallel.
- Junction box KPF-10* to connect 10 load cells in parallel.

Especially designed for weigh bridges and silos, including surge arrestors for lightning protection.

The junction box can be connected with a shielded 6-wire cable to the instrumentation. Corner trimming by resistors.

*Attention:
KPF-10 in larger box

applications

Truck scales, tank and silo weighing systems.

key features

Polyester construction

Environmental protection rated to IP66

4, 6, 8 or 10 load cell connection versions

Corner adjustment facility

Surge protection circuit

Compatible with 4 or 6 wire devices

Maximum cable diameter of 9mm
Cable connection with clamping terminals

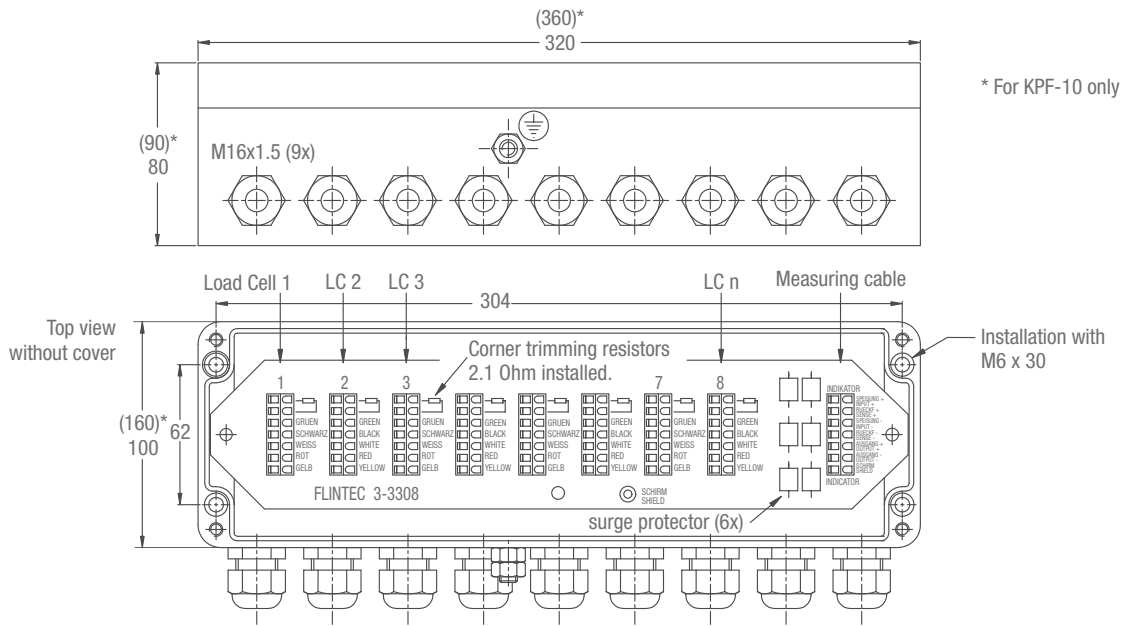
Cable connection with clamping terminals



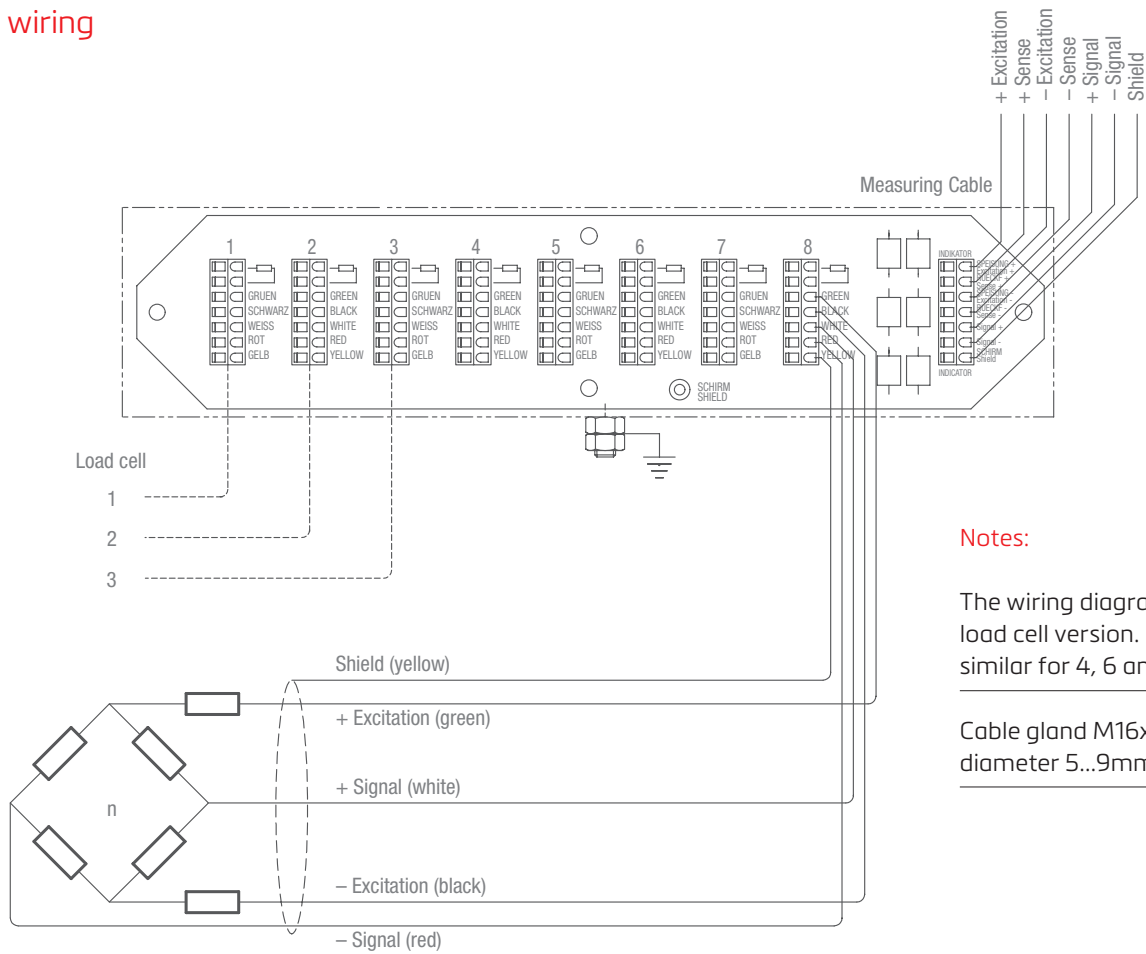
RoHS
compliant



product dimensions (mm)



wiring



Dimensions and specifications are subject to change without notice.

